PRABHAT ACADEMY
DARKNESS TO LIGHT
LUCKNOW

Dear Parents,

The holiday season, often associated with joy and relaxation, also presents a golden opportunity through homework for meaningful engagement with learning and creative exploration. Designed to nurture creativity and critical thinking, the allocated assignments and tasks are structured to be engaging and cultivating deeper understanding.

Guidelines for completion:

1. All homework should be completed in a thin notebook (subject-wise), unless specified otherwise.
2. The work must be original. Ready made materials should be avoided.
3. The holiday homework will be graded, and marks will be added to the subject enrichment score.

Celebrate the special Bond!

Father's Day: On Father's Day, take the opportunity to create heartfelt memories with your father. Spend time with your father, make him feel special and let him know how much he is valued and loved.

Embodying Magnanimity

Show compassion for the voiceless by placing a bowl of fresh water outside your home to offer respite to birds and stray animals in the summer heat.

Learn, create and return inspired!

Regards
Prabhat Academy

PRABHAT ACADEMY
DARKNESS TO LIGHT

HOLIDAY HOMEWORK
GRADE: II

ENGLISH

1. Reading Time (20 minutes daily):

   Read any English storybooks you like (fairy tales, animal stories, comics, etc.)

   Make three bookmarks based on the theme of your three favourite stories.

2. Vocabulary Builder (Weekly): Each week, learn 5 new words.
   For each word:

- Write the meaning
- Use it in a sentence
- Draw a picture if possible

3. Creative Writing (Weekly):

Choose one topic per week and write 5-7 sentences:

My Best Summer Day

If I Had a Pet Dog

A Day at the Park

My Favourite Food

A Trip to the Moon

4. Fun Activity: Word Hunt (Worksheet I)
5. Solve the Comprehension Sheet. (Worksheet 2)
6. Make five flash cards of common nouns and five of proper Nouns.
   (7 cm x 5 cm)

*One flash card for one noun (with the picture and word)

Worksheet 1

FLOWERS	BREEZE	RAINBOW	BEE
BLOSSOM	SUNNY	LADYBUG	RAIN
BUITERFLY	PICNIC	SPROUTS	GROW

Worksheet 2

Reading Comprehension

Read the text and answer the questions.

Peter's Magic Shoes

Peter's grandfather gave him a new pair of shoes for his tenth birthday He smiled as he gave them to Peter, as if he knew something. "Good luck" his grandfather whispered Peter had no idea what that meant. but he put them on and ran outside. As soon as he stepped outside. the shoes lifted him into the air Peter was floating off the ground! He went higher and higher, and could control where he went It was as if he was a super hero. He looked down at his house and saw his grandfather smiling and waving at him Peter grinned and flew off

1. Why did his grandfather smile when he gave Peter the shoes?

_____

2. What happened when he stepped outside?

_____

3. How do you think Peter felt when he started to fly?

_____

4. Do you think Peter will use his powers for good or evil?

_____

5. What would you do if you could fly?

_____

SCIENCE / SST

General Instructions :-

- Assignment 1 is to be done in the scrap book.
- Pictures of the Assignment 2 should be pasted in scrap book.
- Videos of the Assignment 3 should be shared with EVS Teacher.

1. **Let's be enviro – friendly.**
   Is your family a water- saving family ? Tick (˙) the things that you and your family do.
   1. Do you use a hose pipe for cleaning your vehicles?
   2. Do you use a watering can for watering plants ?
   3. Do you keep the tap open while brushing your teeth ?
   4. Do you use waste water generated from water filters for cleaning the floor ?
   5. Do you use water left in your water bottles for watering plants ?
   6. Does your helper / maid keep the tap open while washing dishes ?

   Observe the points where you put the tick mark. Now, make a small hanging of save water and keep it at the places where you find water is getting wasted.

   (Kindly note- Pictures attached above are for your reference only.)

2. ***Making a Bird Bath-*** Birds love to splash in a bird bath. They drink the water, bathe in it and sometimes use it to soften the mud to build their homes. You can make Bird Bath from old dish or plastic bowl.
   Click a photo and paste it in your scrap book. Put water in it every morning and evening.

3. **Road signs**

Learning about road signs help children to understand roadways, build confidence and responsibility. Learn about any 10 road signs.
Speak for one minute on these road signs and their meanings. Record your video and share it at pizone@prabhatacademy.net

Mathematics

General instructions:

• Part A is the project.

• Part B is the revision worksheet which is the recapitulation of the work which has been done so far.

• You are requested to do both part A and B on the worksheet itself.

•Submit the worksheet in a folder.

• Attempt all the questions neatly.

• Learn the tables from 2 to 10.

Part- A

Project 1: Let's Roll and Subtract!

Take two dice and roll both the dice. Multiply the number of dice by 7 and then subtract the smaller number from the greater number. Play with your family members. Write down your number each time in the given table and maintain it in your notebook. One has been done for you.

Sr. No.	Dice 1 (family)	Dice 2 (my number)	Subtract the number	Difference
1	5	6	42 - 35	

Project 2: In a super market different flavours of milk are available. Look at the picture and answer the following questions.

Q1. Which container holds the greatest amount of milk?

_____

Q2. What is the total amount of milk in containers A and C ?

_____

Q3. How much milk container B holds more than the container A ?

_____

Q4.. Which two containers have a total of 1250 ml of milk?

_____

Part- B

Q1. Complete the following questions from the given hints:

99	723	998	686
85	469	139	102
	11	948	

CAN YOU FIND ?

A number between 110 and 150	
3 digit number that has 8 tens	
A number is15 smaller than 100	
A number that has 4 hundreds	
Predecessor of the greatest three digit number.	
A number between 900 and 1000	
A number with no tens	
Successor of the smallest two digit number	
A number that has 3 ones	
Predecessor of the smallest three digit number	

Q2. Complete the table.

Standard form	Expanded form	Number name
686		
	400 + 50 + 2	
		Nine hundred forty five
702		

Q3. Look at the given picture and answer the following questions.



A. Imagine if the frog jumps two places forward to the right then which animals position will it reach? _____

B. _____animal is on the fifth position from the left.

C. The position of fish in the picture from the right is _____.

D. Colour the sixth animal from the right with black and the third animal from the left with orange colour.

Q4. Write the answers in the picture. Use the key below and colour in each space to complete the picture.

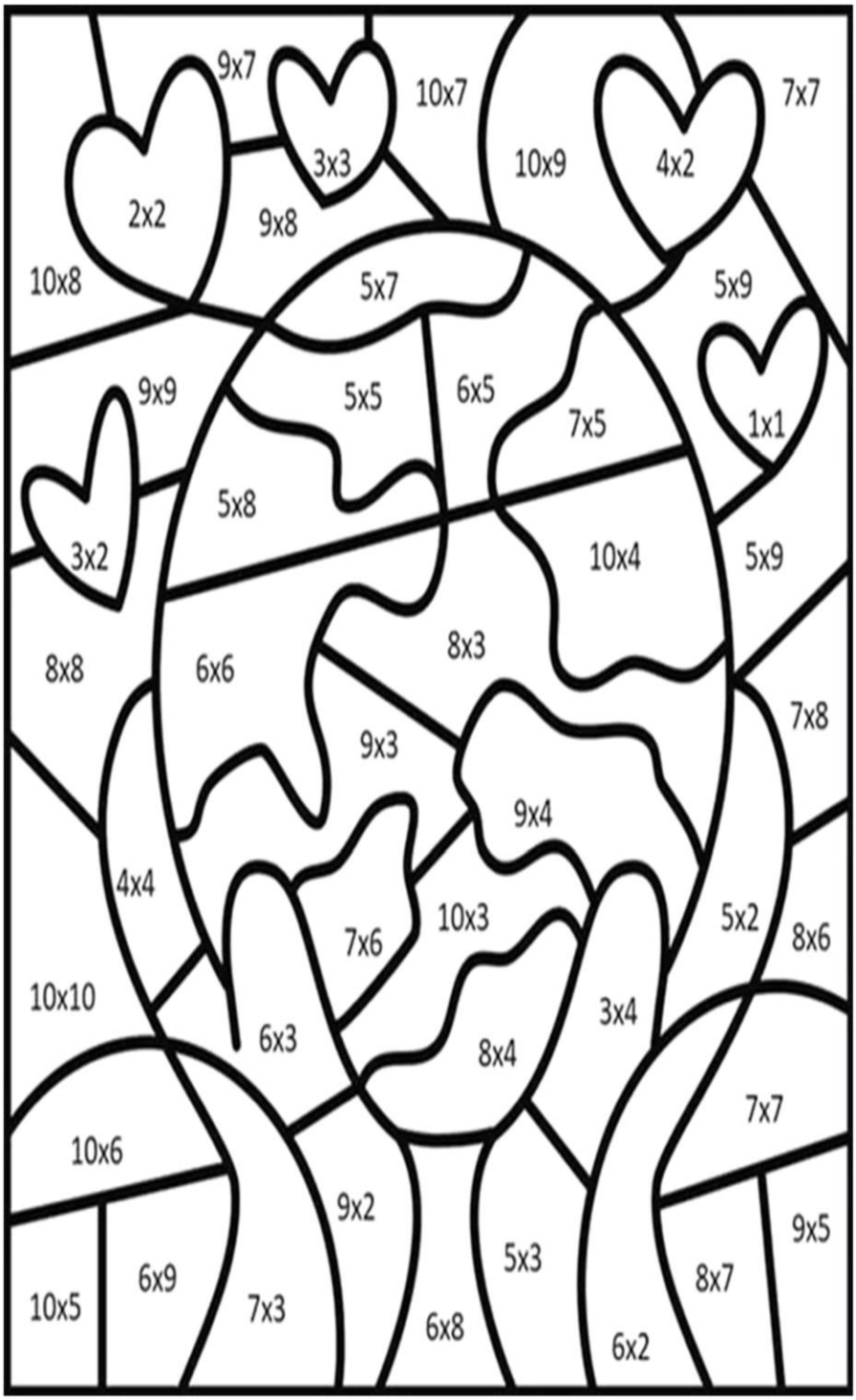

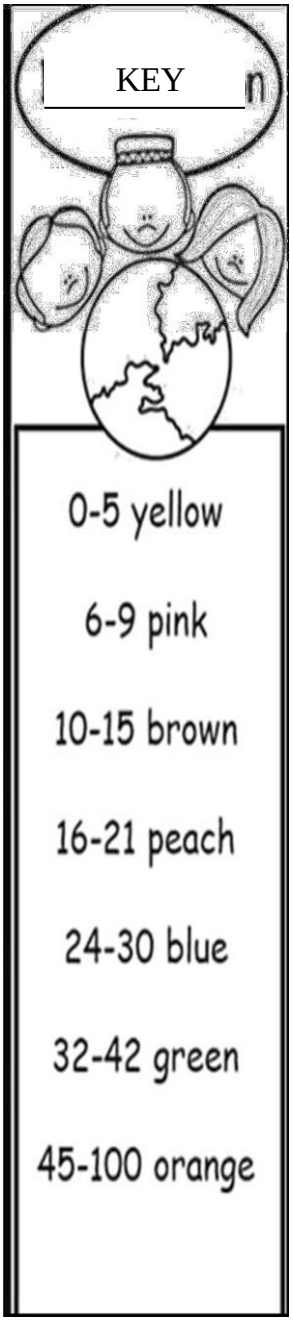

Q5. Let’s Solve the magic square.

Each row and column of the magic square is a multiplication sentence.
Complete the magic square.

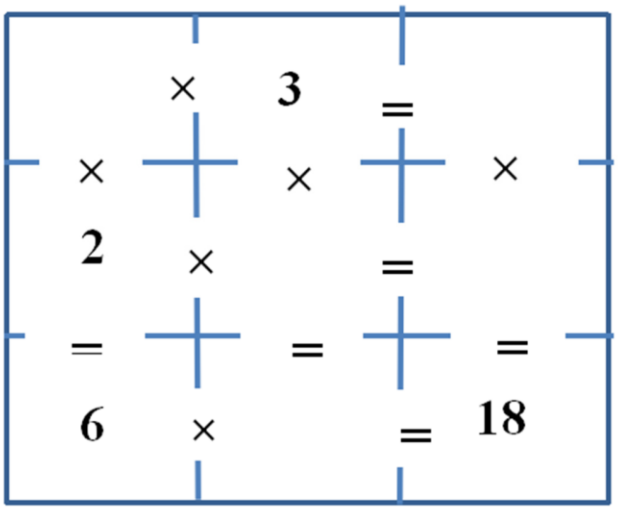

Q6. Write the numbers shown on the abacus and colour the beads.

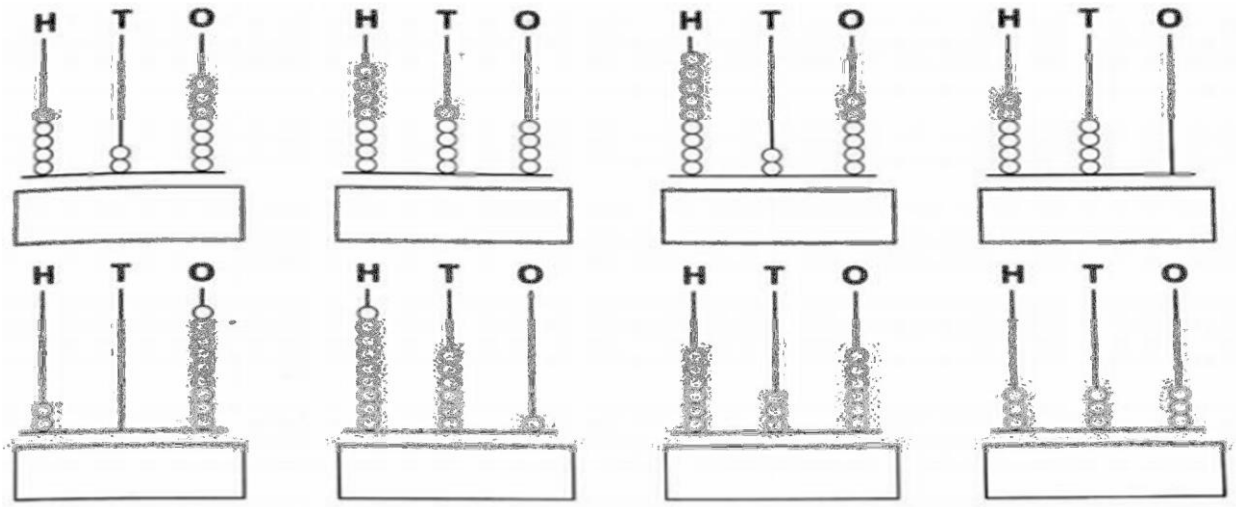

Q7. Colour the apple red if the sum is even. Colour the apple with green if the sum is odd.

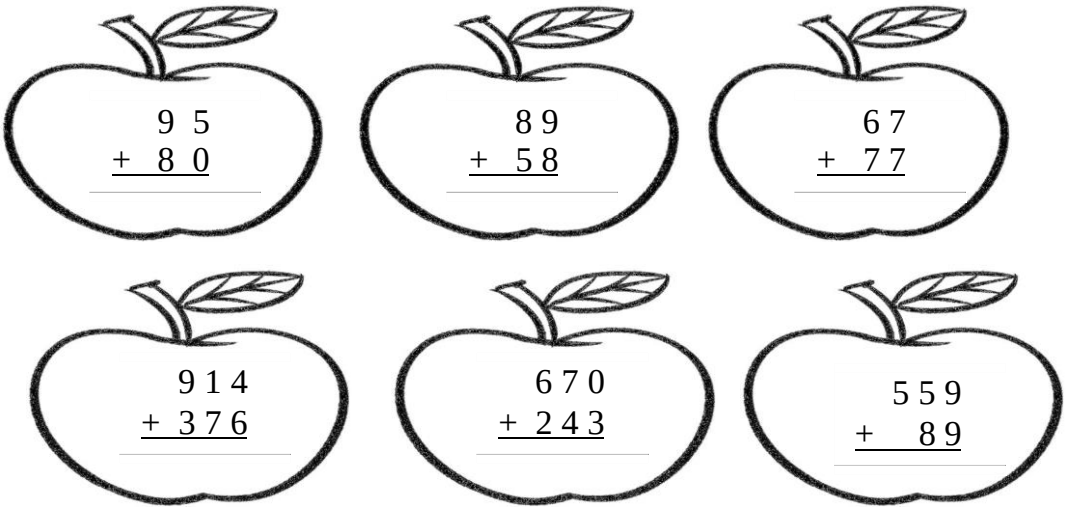



Q8. Find the difference.

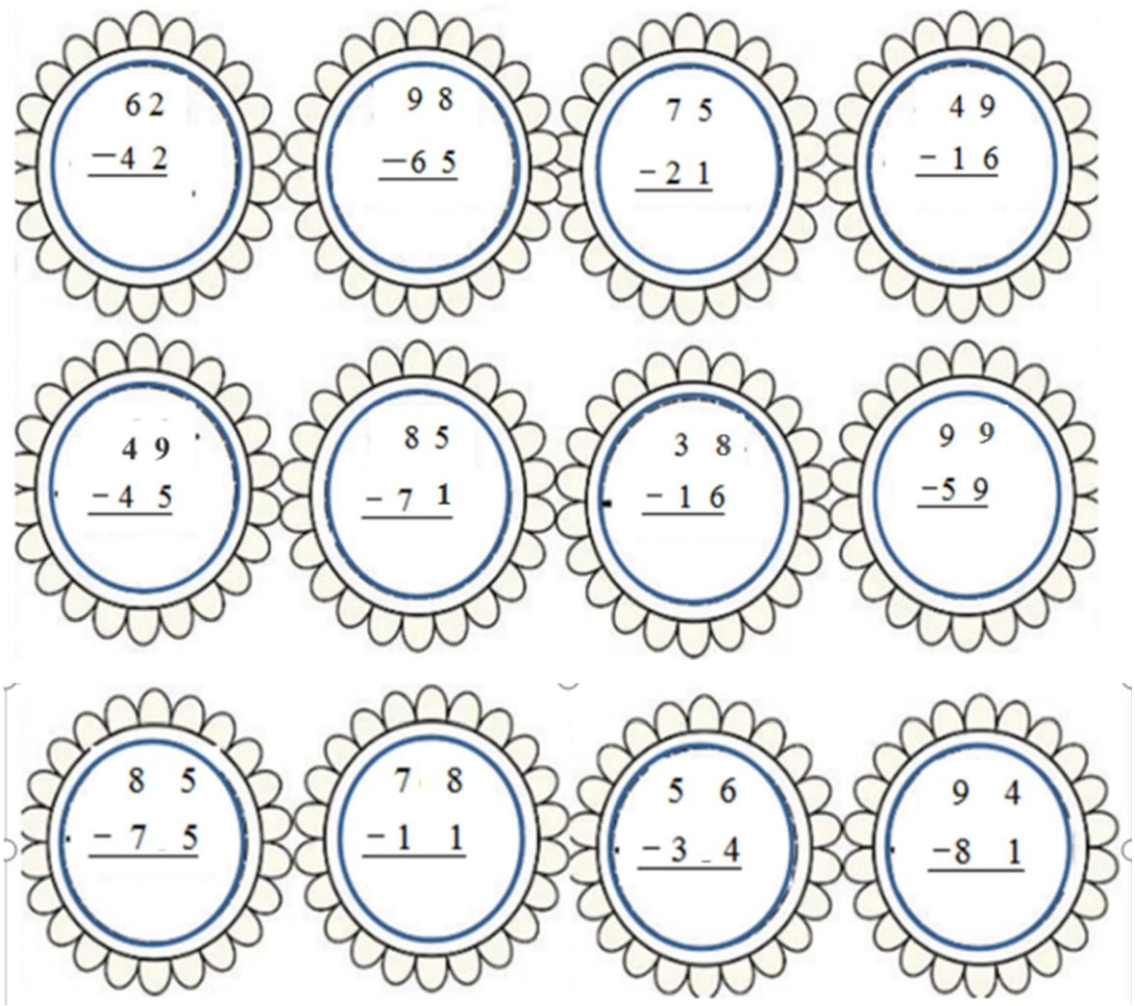

Q9. Find the error in the given statements and also write the correct answer.

A) 100 is the greatest three digit number.

_____

B) In 765, the digit 5 is in the tens place.

_____

C) The sum of 980 and 45 is equal to the sum of 141 and 52.

_____

D) The difference between 485 and 109 is 425.

_____

Q10. Fill in the blanks.

A) 999-1 = _____that is an _____(even/odd) number.

B) When a number is subtracted itself then the answer will be _____.

C) 569 is _____(greater/lesser than) 596.

D) 857 = 800 +_____+ 7

Q11. Nikita planted 12 mango trees, Ravya planted 22 neem trees and Salma planted 35 apple trees. How many trees did they plant in all?

_____

_____

_____

_____

Q12. Mr. Das bought 2 books to read with 458 and 388 pages. How many pages will he read in all?

_____

_____

_____

_____

Q13. Mother washed 34 towels, 13 sheets and 28 pillow covers. How many items in all did she wash?

_____

_____

_____

_____

HINDI

ग्रीष्मावकाश में आप प्रतिदिन सुबह उठकर अपने घर की छत पर अथवा घर के आँगन में पशु-पक्षियों के लिए दाना और पीने के लिए पानी अवश्य रखिए।

1 नीचे कुछ चित्र दिए गए हैं जो कि हमारे सहायक हैं, इनके नाम लिखिए :-

……..

……..

……

……..

……

2 चित्रों को ध्यान से देखिए उनमें रंग भरते हुए पहला वर्ण बदलकर नए शब्द बनाइए :-



जोड़ा

साथी



शोर

हरी

सस्ता

पर

नीचे दिए गए चित्रों के बारे में दो-दो पंक्तियाँ लिखिए।

आइसक्रीम

चिड़िया



गुलाब

तितली

4 नीचे कुछ वाक्य दिए गए हैं, जिनमें रंगों के नाम छिपे हैं उनको ढूँढ़कर लिखिए :-

क) माँ यह राधा का घर बरसाना है।

ख) रीना रंगीन कपड़े पहनती है।

ग) पापा मेरे लिए बाजार से कॉपी लाएँगे।

घ) मैं अपने दादा का लाडला पोता हूँ।

ङ) देखो बगुला बीच में एक पैर से खड़ा है।

5 सुलेख

अपनी हिंदी की पाठ्य पुस्तक के पृष्ठ 25 को हिंदी की कॉपी पर सुंदर लिखाई में लिखिए।

.....

General Instructions

- Do all work neatly in a separate notebook.
- Write in very simple sentences.
- Draw and colour pictures wherever required.
- Paste pictures to make your work beautiful.
- Do not copy; write in your own words.
- Complete and submit after summer vacation.

General Knowledge (GK)

Q.1

Write the names of:

- 5 fruits
- 5 vegetables
- 5 animals
- 5 birds

Q.2

Write the names of:

- 5 colours
- 5 festivals you celebrate

Q.3

Name:

- 5 parts of your body
- 5 sense organs

Q.4

Write 5 lines about your favourite festival.

Q.5

Write names of:

- 5 games you like to play
- 5 things you see in your classroom

Computer

Q.1

Draw a computer and label its parts:

- Monitor
- Keyboard
- Mouse
- CPU

Q.2

Write uses of a computer in daily life (any 5 points).

Q.3

What is a computer? Write 2–3 simple lines.

Q.4

Draw and colour:

- Input devices (any 2)
- Output devices (any 2)

Q.5

Write 5 rules to use a computer safely.